

Using Data to Advocate for Better Outcomes for Kids and Families: The KIDS COUNT Data Center

Laura Beavers

National KIDS COUNT Coordinator
Annie E. Casey Foundation

Florencia Gutierrez

National KIDS COUNT Research Associate
Annie E. Casey Foundation

About the Foundation

- Established in 1948 by Jim Casey, one of the founders of UPS, and his siblings named in honor of his mother
- Mission to “*foster public policies, human-service reforms and community supports that more effectively meet the needs of today’s vulnerable children and families*”
- Largest national private philanthropy dedicated to vulnerable children and families.



About KIDS COUNT

- Project of AECF begun in 1990 to provide quality data and information on children to decision makers.
- National KIDS COUNT Project
 - *KIDS COUNT Data Book*
 - Online Resources including KIDS COUNT Data Center
- State KIDS COUNT Projects
 - Grantees in all 50 states, DC, USVI and Puerto Rico
 - Produce data and information on child well- being at the local level (county, school districts)



The KIDS COUNT Data Center

- Warehouse of indicators across multiple areas of child and family well-being:
 - Demographics
 - Economic well-being
 - Education
 - Health
 - Family & community
 - Safety & risk
- National, state, county, city-level data
- Data by age, sex, race, ethnicity and immigrant status



The KIDS COUNT Data Center

- One-stop shop for city, county, state and national information on children and families
- Rank states, cities and counties
- Generate customized maps, graphs and trend lines
- Feature automatically updated maps and graphs on your own website or blog

<http://datacenter.kidscount.org>

KIDS COUNT DATA CENTER

[HOME](#)

[DATA BY STATE](#)

[DATA ACROSS STATES](#)

[DATA BOOK](#)

[HELP/FAQ](#)

Access hundreds
of measures of
child well-being,

including all those regularly used in our
popular *Data Book* and *The Right Start
for America's Newborns*, and local data
from our 53 grantees (formerly CLIKS).

[Data By State](#) ▶

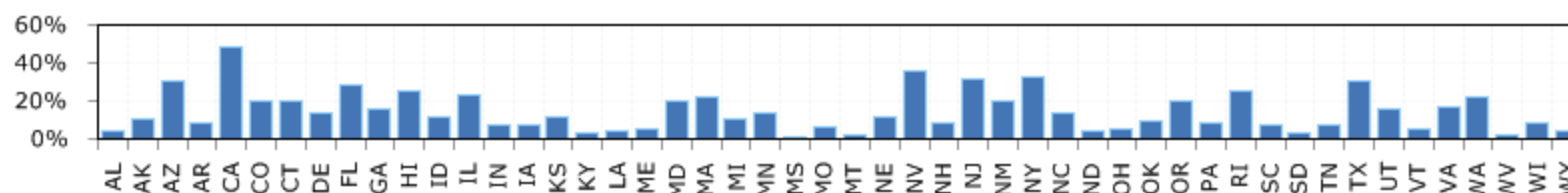
- Data within the bounds of a single state or territory
- Includes community-level data
- Search by location or topic
- Create profiles, maps, rankings, line graphs, or raw data

[Data Across States](#) ▶

- Data spanning the U.S.
- Compare states or cities
- Search by topic
- Create maps, rankings, line graphs, or raw data



Now You Know | [Children in immigrant families](#) *Percent, 2007*



DATA CENTER SPOTLIGHT

**NEW TOOLS TO CUSTOMIZE AND SHARE
INFORMATION** 8/10/2009

New tools are now available that allow
you to customize and share information!
Add a "widget" to your website or blog.

POPULAR TOPICS

USA ▼

UPDATED ON 8/20/2009

- KIDS COUNT overall rank
- Children in poverty
- Teens who are high school dropouts

KIDS COUNT DATA BOOK

UPDATED 8/7/2009

The 2009 KIDS COUNT Data Book is
now available! The Data Book calls for a
"Data Revolution" to track progress and
improve the lives of vulnerable kids. Visit

Data Across States


[Home](#) > [Data Across States](#)

See the Latest Updates

National Profile

View the [KIDS COUNT National Profile](#).


Rankings, Maps, or Trend Graphs by Topic

Choose the indicator for your report. Click on the  next to a group to see its indicators.


By Category

-  Demographics
-  Education
-  Economic Well-Being
-  Family and Community
-  Health
-  Safety and Risky Behaviors
-  Other Indicators


National KIDS COUNT Key Indicators


-  Indicators

Rankings, Maps, or Trend Graphs by Topic

Choose the indicator for your report. Click on the  next to a group to see its indicators.

By Category

 Demographics


 Education


 [Early Childhood](#)

 [School Age](#)

• Teens ages 16 to 19 not attending school and not working ([2000-2007 series](#), [2008 series](#), [explain series data](#))


• [Teens ages 16 to 19 who are not in school and are not high school graduates](#)

 [Young Adults](#)


 [Test Scores](#)

 [Indicators by Race and Ethnicity](#)

 [Other Education](#)

 Economic Well-Being

 Family and Community

 Health

 Safety and Risky Behaviors

 Other Indicators

Data Across States

[Home](#) > [Data Across States](#) > Rankings/Maps/Trends by Topic

123 Ranking

 Map

 Line Graph

■ [Create a new report](#)

Geographic Areas:

- ☒ Show State Data
☐ Show City Data

Year:

2008

Data Type:

- ☒ Percent
☐ Number

Sort order/by:

Numerical by Value



Teens ages 16 to 19 who are not in school and are not high school graduates (Percent) – 2008

Data Provided by: National KIDS COUNT Program

TOOLBOX: [Print](#) | [Email](#) | [Share ▼](#) | [Raw Data](#)

Scale: 3% - 10%

Rank			
	United States	6%	
1	Minnesota	3%	
1	New Hampshire	3%	
1	Iowa	3%	
4	New Jersey	4%	■
4	Massachusetts	4%	■
4	Nebraska	4%	■
4	Virginia	4%	■
4	Vermont	4%	■
4	Wisconsin	4%	■
10	Kansas	5%	■■■■
10	Ohio	5%	■■■■
10	New York	5%	■■■■
10	Pennsylvania	5%	■■■■

NATIONAL KIDS COUNT PROGRAM

KIDS COUNT The Annie E. Casey Foundation

701 St. Paul Street
Baltimore, MD 21202

ph: 410-547-6600

fax: 410-547-6624

<http://www.kidscount.org>

RELATED RESOURCES

Related Links

- [Casey Knowledge Center: Education](#)
- [KIDS COUNT Indicator Brief: Reducing the High School](#)

123 Ranking

Map

Line Graph

[Create a new report](#)

Geographic Areas:

☒ Show State Data

Year:

2008

Data Type:

☒ Percent

☐ Number

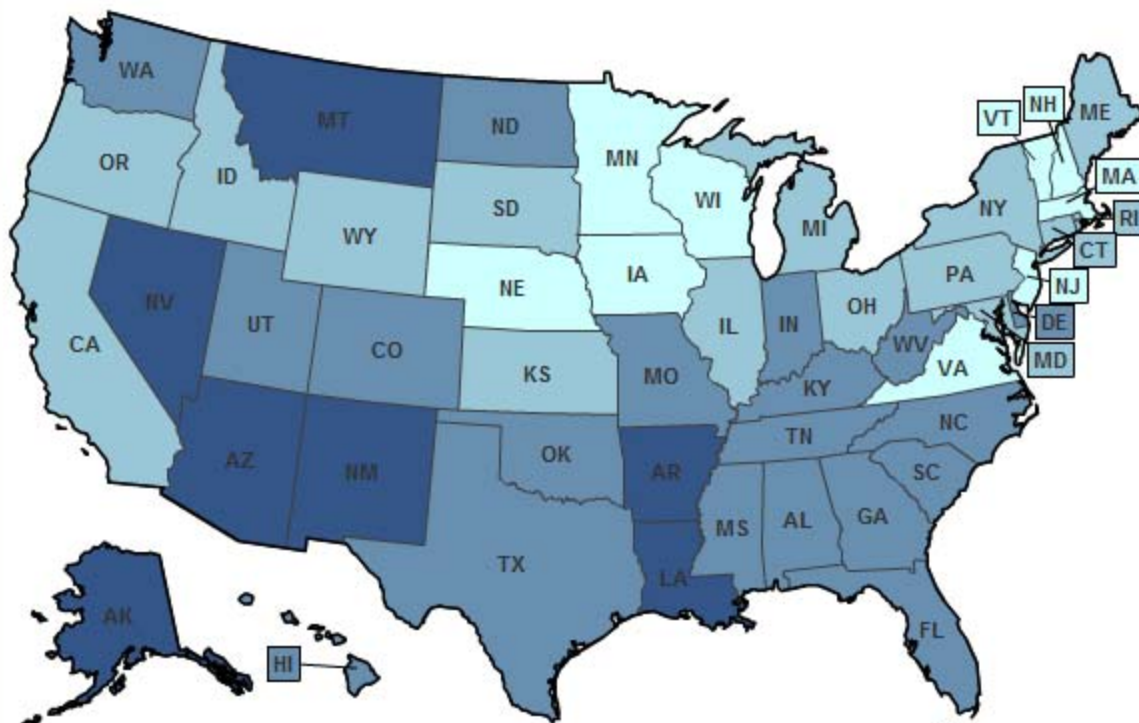
Map Options:

Solid

Teens ages 16 to 19 who are not in school and are not high school graduates (Percent) – 2008

Data Provided by: National KIDS COUNT Program

TOOLBOX: [Print](#) | [Email](#) | [Share](#) ▼ | [Add Image to Your Site](#) | [Save Image](#) | [Raw Data](#)



8% - 10%

6% - 8%

4% - 6%

3% - 4%

NATIONAL KIDS COUNT PROGRAM

KIDS COUNT The Annie E. Casey Foundation

701 St. Paul Street
Baltimore, MD 21202

ph: 410-547-6600

fax: 410-547-6624

<http://www.kidscount.org>

RELATED RESOURCES

Related Links

- [Casey Knowledge Center: Education](#)
- [KIDS COUNT Indicator Brief: Reducing the High School Dropout Rate](#)
- [KIDS COUNT Indicator Brief: Reducing the High School Dropout Rate](#)

KIDS COUNT DATA CENTER

[HOME](#)

[DATA BY STATE](#)

[DATA ACROSS STATES](#)

[DATA BOOK](#)

[HELP/FAQ](#)

Access hundreds of measures of child well-being,

including all those regularly used in our popular *Data Book* and *The Right Start for America's Newborns*, and local data from our 53 grantees (formerly CLIKS).

Data By State ▶

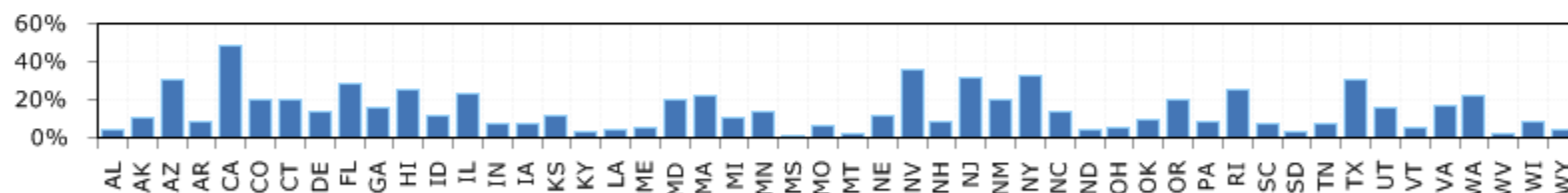
- Data within the bounds of a single state or territory
- Includes community-level data
- Search by location or topic
- Create profiles, maps, rankings, line graphs, or raw data

Data Across States ▶

- Data spanning the U.S.
- Compare states or cities
- Search by topic
- Create maps, rankings, line graphs, or raw data



Now You Know | **Children in immigrant families** *Percent, 2007*



DATA CENTER SPOTLIGHT

NEW TOOLS TO CUSTOMIZE AND SHARE INFORMATION 8/10/2009

New tools are now available that allow you to customize and share information! Add a "widget" to your website or blog.

POPULAR TOPICS

USA ▼

UPDATED ON 8/20/2009

- KIDS COUNT overall rank
- Children in poverty
- Teens who are high school dropouts

KIDS COUNT DATA BOOK

UPDATED 8/7/2009

The 2009 KIDS COUNT Data Book is now available! The Data Book calls for a "Data Revolution" to track progress and improve the lives of vulnerable kids. Visit

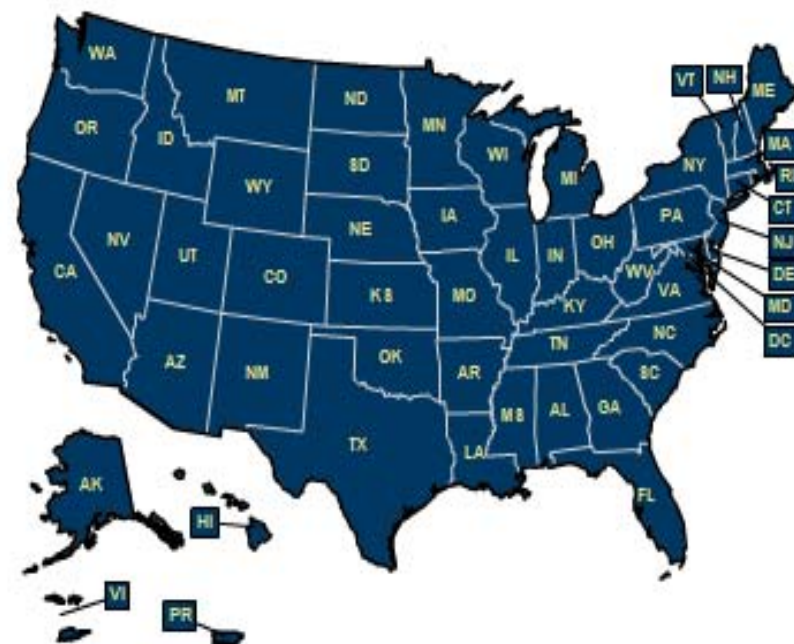
Data By State

[Home](#) > [Data By State](#)

States


Select a state below to view its main home page. From there, you can access Profiles, Rankings, Maps, Line Graphs, and see featured information about that state/territory and its KIDS COUNT grantee.

- Alabama
- Alaska
- Arizona
- Arkansas
- California
- Colorado
- Connecticut
- Delaware
- Florida
- Georgia
- Hawaii
- Idaho
- Nevada
- New Hampshire
- New Jersey
- New Mexico
- New York
- North Carolina
- North Dakota
- Ohio
- Oklahoma
- Oregon
- Pennsylvania
- Rhode Island



North Carolina

Access profiles for many NC locations; rankings, maps, or trend graphs by topic; and raw data. Includes over 100 measures of child well-being, including the community-level data formerly in CLIKS.

[Compare this state to other states](#) | [Select another state's home page](#) 

Profiles

(Showing 4 Featured Indicators of [full set](#))

[View the Profile for This State/Territory](#)

[View Community-Level Profiles](#)

Featured Indicators: Select an Indicator to Learn More

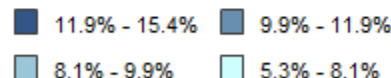
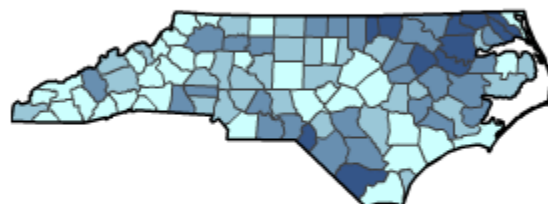
%, #, or \$

Teen Pregnancy Rate (2008)	33
Percent of Low Birthweight Infants (2008)	9.1%
Obese: % low-income children who are obese (2008)	17.5%
Percent of Children without Health Insurance (2007)	13.1%

Rankings, Maps, or Trend Graphs by Topic

- [Featured Indicators](#) ?
- [NORTH CAROLINA Indicators](#) ?
- [National KIDS COUNT Key Indicators](#) ?
- [By Category](#)
 - Demographics
 - Education
 - Economic Well-Being
 - Health
 - Safety and Risky Behaviors

FEATURED DATA FOR NORTH CAROLINA



BIRTH OUTCOMES

[Percent of Low Birthweight Infants](#) (2008)

N.C. DHHS, State Center for Health Statistics. North Carolina Infant Mortality Report, Table 10 "Risk Factors and Characteristics for North Carolina Resident Live Births." Available online at: <http://www.schs.state.nc.us/SCHS/deaths/ims/2008/>

Percent of Low Birthweight Infants. Infants weighing less than 2,500 grams (5 lbs, 8 oz) are low birthweight.

To find out more about this featured indicator and other child well-being issues about North Carolina's children, please visit [Action for Children North Carolina](#) and

NORTH CAROLINA GRANTEE

Action for Children North Carolina

100 St. Mary's St., Ste. 500
Raleigh, NC 27605


(919) 834-6623
admin@ncchild.org
<http://www.ncchild.org>

Alexandra Sirota, Director of Policy and Research

[Action for Children](#) The mission of

North Carolina

Access profiles for many NC locations; rankings, maps, or trend graphs by topic; and raw data. Includes over 100 measures of child well-being, including the community-level data formerly in CLIKS.

[Compare this state to other states](#) | [Select another state's home page](#) 

Profiles

(Showing 4 Featured Indicators of [full set](#))

[View the Profile for This State/Territory](#)

[View Community-Level Profiles](#)

Featured Indicators: [Select an Indicator to Learn More](#)

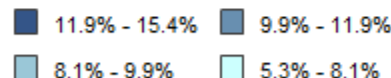
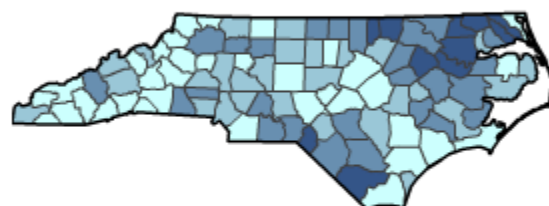
%, #, or \$

Teen Pregnancy Rate (2008)	33
Percent of Low Birthweight Infants (2008)	9.1%
Obese: % low-income children who are obese (2008)	17.5%
Percent of Children without Health Insurance (2007)	13.1%

Rankings, Maps, or Trend Graphs by Topic

- [Featured Indicators ?](#)
- [NORTH CAROLINA Indicators ?](#)
- [National KIDS COUNT Key Indicators ?](#)
- [By Category](#)
 - Demographics
 - Education
 - Economic Well-Being
 - Health
 - Safety and Risky Behaviors

FEATURED DATA FOR NORTH CAROLINA



BIRTH OUTCOMES

[Percent of Low Birthweight Infants \(2008\)](#)

N.C. DHHS, State Center for Health Statistics. North Carolina Infant Mortality Report, Table 10 "Risk Factors and Characteristics for North Carolina Resident Live Births." Available online at: <http://www.schs.state.nc.us/SCHS/deaths/ims/2008/>

Percent of Low Birthweight Infants. Infants weighing less than 2,500 grams (5 lbs, 8 oz) are low birthweight.

NORTH CAROLINA GRANTEE

Action for Children North Carolina

1300 St. Mary's St., Ste. 500
Raleigh, NC 27605

(919) 834-6623
admin@ncchild.org
<http://www.ncchild.org>


Alexandra Sirota, Director of Policy and Research

 The mission of

To find out more about this featured indicator and other child well-being issues about North Carolina's children, please visit [Action for Children North Carolina](#) and

North Carolina

Access profiles for many NC locations; rankings, maps, or trend graphs by topic; and raw data. Includes over 100 measures of child well-being, including the community-level data formerly in CLIKS.

[Compare this state to other states](#) | [Select another state's home page](#) 

Profiles

(Showing 4 Featured Indicators of [full set](#))

[View the Profile for This State/Territory](#)

[View Community-Level Profiles](#)

Featured Indicators: Select an Indicator to Learn More

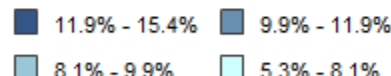
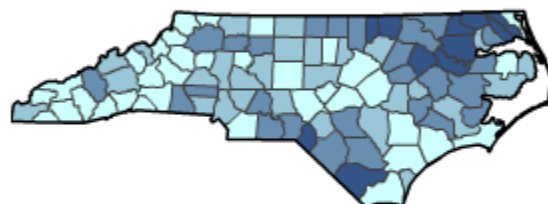
%, #, or \$

Teen Pregnancy Rate (2008)	33
Percent of Low Birthweight Infants (2008)	9.1%
Obese: % low-income children who are obese (2008)	17.5%
Percent of Children without Health Insurance (2007)	13.1%

Rankings, Maps, or Trend Graphs by Topic

- [Featured Indicators](#) ?
- [NORTH CAROLINA Indicators](#) ?
- [National KIDS COUNT Key Indicators](#) ?
- [By Category](#)
 - Demographics
 - Education
 - Economic Well-Being
 - Health
 - Safety and Risky Behaviors

FEATURED DATA FOR NORTH CAROLINA



BIRTH OUTCOMES

[Percent of Low Birthweight Infants](#) (2008)

N.C. DHHS, State Center for Health Statistics. North Carolina Infant Mortality Report, Table 10 "Risk Factors and Characteristics for North Carolina Resident Live Births." Available online at: <http://www.schs.state.nc.us/SCHS/deaths/ims/2008/>

Percent of Low Birthweight Infants. Infants weighing less than 2,500 grams (5 lbs, 8 oz) are low birthweight.

To find out more about this featured indicator and other child well-being issues about North Carolina's children, please visit [Action for Children North Carolina](#) and

NORTH CAROLINA GRANTEE

Action for Children North Carolina

1300 St. Mary's St., Ste. 500
Raleigh, NC 27605

(919) 834-6623
admin@ncchild.org
<http://www.ncchild.org>

Alexandra Sirota, Director of Policy and Research

 The mission of

North Carolina

Access profiles for many NC locations; rankings, maps, or trend graphs by topic; and raw data. Includes over 100 measures of child well-being, including the community-level data formerly in CLIKS.

[Compare this state to other states](#) | [Select another state's home page](#) 

Profiles

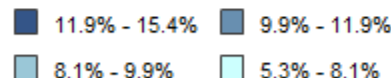
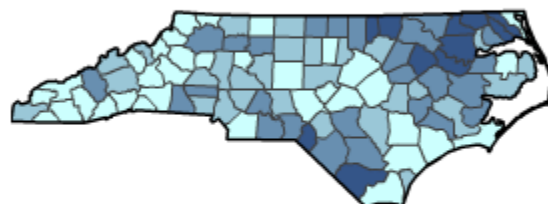
(Showing 4 Featured Indicators of [full set](#))

[View the Profile for This State/Territory](#)

[View Community-Level Profiles](#)

Featured Indicators: Select an Indicator to Learn More	%, #, or \$
Teen Pregnancy Rate (2008)	33
Percent of Low Birthweight Infants (2008)	9.1%
Obese: % low-income children who are obese (2008)	17.5%
Percent of Children without Health Insurance (2007)	13.1%

FEATURED DATA FOR NORTH CAROLINA



BIRTH OUTCOMES

Percent of Low Birthweight Infants (2008)

N.C. DHHS, State Center for Health Statistics. North Carolina Infant Mortality Report, Table 10 "Risk Factors and Characteristics for North Carolina Res. Live Births." Available online at: <http://www.schs.state.nc.us/SCHS/deaths/nmrs/2008>

Percent of Low Birthweight Infants. Infants weighing less than 2,500 grams (5 lbs, 8 oz) are low birthweight.

To find out more about this featured indicator and other child well-being issues about North Carolina's children, please visit [Action for Children North Carolina](#) and

Rankings, Maps, or Trend Graphs by Topic

- [Featured Indicators ?](#)
- [NORTH CAROLINA Indicators ?](#)
- [National KIDS COUNT Key Indicators ?](#)
- [By Category](#)
 - Demographics
 - Education
 - Economic Well-Being
 - Health
 - Safety and Risky Behaviors

NORTH CAROLINA GRANTEE

Action for Children North Carolina

1300 St. Mary's St., Ste. 500
Raleigh, NC 27605

(919) 834-6623
admin@ncchild.org
<http://www.ncchild.org>

Alexandra Sirota, Director of Policy and Research

[Action for Children](#) The mission of

North Carolina

Access profiles for many NC locations; rankings, maps, or trend graphs by topic; and raw data. Includes over 100 measures of child well-being, including the community-level data formerly in CLIKS.

[Compare this state to other states](#) | [Select another state's home page](#) 

Profiles

(Showing 4 Featured Indicators of [full set](#))

[View the Profile for This State/Territory](#)

[View Community-Level Profiles](#)

Featured Indicators: Select an Indicator to Learn More

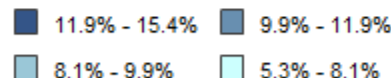
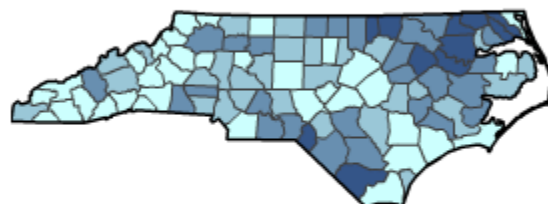
%, #, or \$

Teen Pregnancy Rate (2008)	33
Percent of Low Birthweight Infants (2008)	9.1%
Obese: % low-income children who are obese (2008)	17.5%
Percent of Children without Health Insurance (2007)	13.1%

Rankings, Maps, or Trend Graphs by Topic

- [Featured Indicators](#) ?
- [NORTH CAROLINA Indicators](#) ?
- [National KIDS COUNT Key Indicators](#) ?
- [By Category](#)
 - Demographics
 - Education
 - Economic Well-Being
 - Health
 - Safety and Risky Behaviors

FEATURED DATA FOR NORTH CAROLINA



BIRTH OUTCOMES

[Percent of Low Birthweight Infants](#) (2008)

N.C. DHHS, State Center for Health Statistics. North Carolina Infant Mortality Report, Table 10 "Risk Factors and Characteristics for North Carolina Resident Live Births." Available online at: <http://www.schs.state.nc.us/SCHS/deaths/ims/2008/>

Percent of Low Birthweight Infants. Infants weighing less than 2,500 grams (5 lbs, 8 oz) are low birthweight.

To find out more about this featured indicator and other child well-being issues about North Carolina's children, please visit [Action for Children North Carolina](#) and

NORTH CAROLINA GRANTEE

Action for Children North Carolina

1300 St. Mary's St., Ste. 500
Raleigh, NC 27605

(919) 834-6623
admin@ncchild.org
<http://www.ncchild.org>

Alexandra Sirota, Director of Policy and Research

[Action for Children](#) The mission of

KIDS COUNT DATA CENTER

[HOME](#) | [DATA BY STATE](#) | [DATA ACROSS STATES](#) | [DATA BOOK](#) | [HOW-TO-USE](#)

North Carolina

[Home](#) > [Data By State](#) > [North Carolina](#) > Profile

Geographic Area:

North Carolina (State)

[Select another NC location](#)

Indicators:

- ☒ Featured Indicators ?
- ☐ NORTH CAROLINA Indicators ?
- ☐ National KIDS COUNT Key Indicators ?
- ☐ Custom Profile
- ☐ By Category

Demographics

Notes/Sources:

☐ Show

When available, show data as:

- ☒ Number/Currency
- ☒ Percent/Rate

Profile for North Carolina (State)

Data Provided by: Action for Children North Carolina

Featured Indicators

Teen Pregnancy Rate (Rate)

2000	2005	2006	2007	2008
44	36	35	35	33

Teen Pregnancy Rate (Number)

2000	2005	2006	2007	2008
NA	6,024	6,161	6,244	6,132

TOOLBOX: [Print](#) | [Email](#) | [Share](#) ▼

RELATED KIDS COUNT DATA

Data Center

- View [North Carolina's main page](#).

KIDS COUNT Census Data Online

- View [2000 KIDS COUNT Census data](#), covering hundreds of indicators for thousands of geographic areas.

123 Ranking

Map

Line Graph

■ [Create a new report](#)

Geographic Areas:

☒ Show County Data

Year:

2007

Data Type:

☒ Rate per 100,000 children ages 10-17☐ Number

Sort order/by:

Alphabetical by Region

Alphabetical by Region

Numerical by Value

Juvenile Violent Crime (Rate per 100,000 children ages 10-17) – 2007

Data Provided by: Center for Public Policy Priorities

TOOLBOX: [Print](#) | [Email](#) | [Share](#) ▼ | [Raw Data](#)

Scale: 0.0 - 2,183.4

Texas	184.9	
Anderson	220.8	
Andrews	243.9	
Angelina	60.5	
Aransas	77.8	
Archer	0.0	
Armstrong	790.5	
Atascosa	98.9	
Austin	279.8	
Bailey	253.2	
Bandera	45.3	
Bastrop	191.0	
Baylor	885.0	
Bee	121.1	
Bell	105.4	
Bexar	158.3	

TEXAS GRANTEE**Center for Public Policy Priorities**900 Lydia St
Austin, TX 78702

512-320-0222 ext. 106

kidscount@cphp.org<http://www.cphp.org/kidscount>Frances Deviney, Ph.D., Senior
Research Associate and Texas
KIDS COUNT Director

*The Center for
Public Policy
Priorities is a
nonpartisan,
nonprofit policy*

*institute committed to improving public
policies to better the economic and
social conditions of low- and moderate-
income Texans. To view the **State of
Texas Children 2008-09 data book**,
go to www.cphp.org/factbook08.*

123 Ranking

Map

Line Graph

Create a new report

Geographic Areas:

Show County Data

Year:

2008

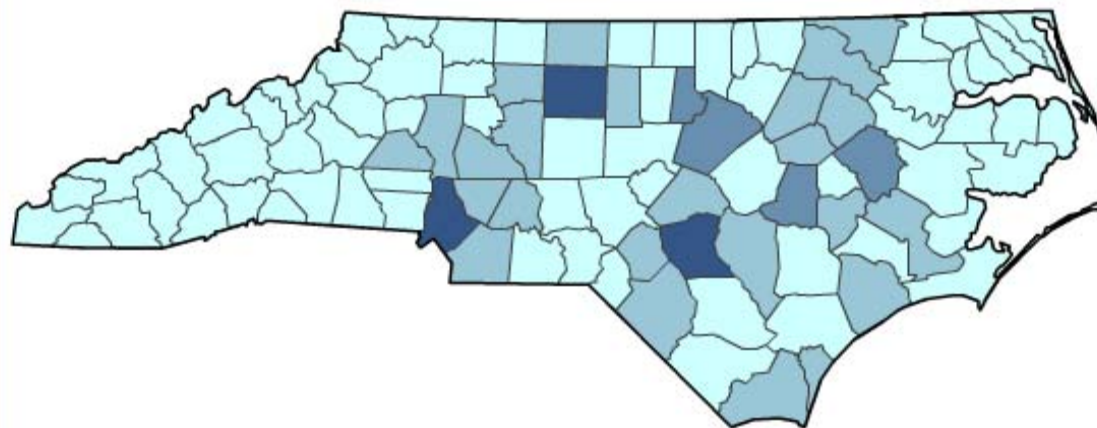
Map Options:

Solid

Juveniles Placed in Youth Development Centers (Number) – 2008

Data Provided by: Action for Children North Carolina

TOOLBOX: [Print](#) | [Email](#) | [Share](#) | [Add Image to Your Site](#) | [Save Image](#) | [Raw Data](#)



28 - 58

12 - 28

3 - 12

0 - 3

NORTH CAROLINA GRANTEE

Action for Children North Carolina

1300 St. Mary's St., Ste. 500
Raleigh, NC 27605

(919) 834-6623
admin@ncchild.org
<http://www.ncchild.org>

Alexandra Sirota, Director of Policy and Research



The mission of Action for Children North Carolina is to advocate for

child well-being by educating and engaging all people across the state to ensure that our children are healthy, safe, well-educated and have every opportunity for success.

RELATED KIDS COUNT DATA

123 Ranking

Map

Line Graph

[Create a new report](#)

Locations to Display:

-- State --

Add Location

Remove Location

Years:

2008 to 2008

☒ Ascending

☐ Descending

Submit

Juveniles Placed in Youth Development Centers (Number) – 2008

Data Provided by: Action for Children North Carolina

TOOLBOX: [Print](#) | [Email](#) | [Share](#) | [Add Image to Your Site](#) | [Save Image](#) | [Raw Data](#)

Please select up to 7 locations above, then click Submit.

NORTH CAROLINA GRANTEE

Action for Children North Carolina

1300 St. Mary's St., Ste. 500
Raleigh, NC 27605

(919) 834-6623

admin@ncchild.org

<http://www.ncchild.org>

Alexandra Sirota, Director of Policy and Research



The mission of Action for Children North Carolina is to advocate for

child well-being by educating and engaging all people across the state to ensure that our children are healthy, safe, well-educated and have every opportunity for success.

Definitions: Youth development centers provide long term education, treatment, and

Locations to Display:

-- State --

North Carolina
Catawba
Guilford

Add Location

Remove Location

Years:

2004 to 2008

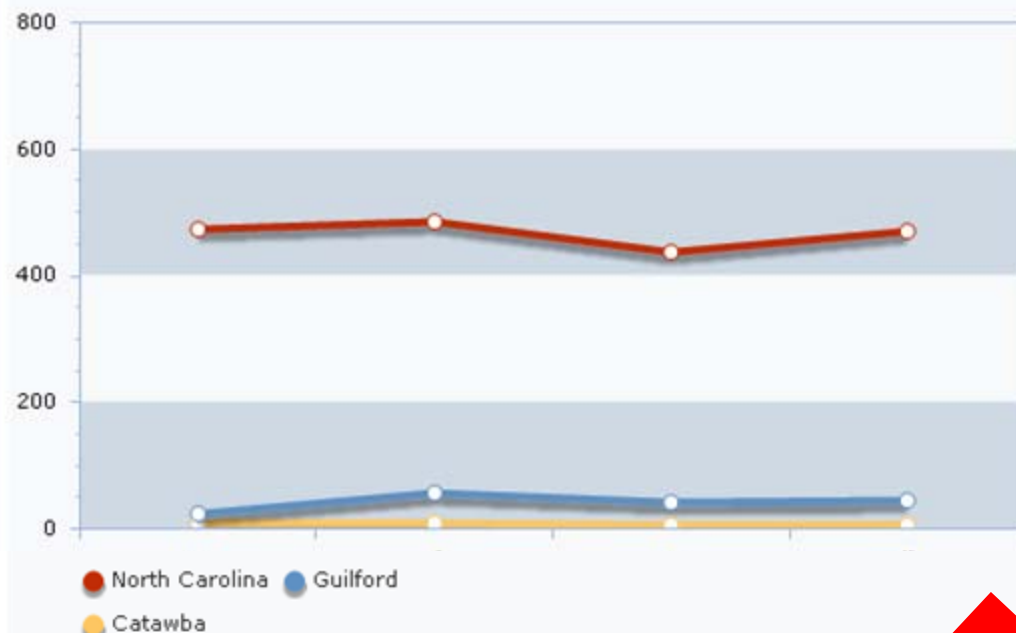
☒ Ascending
☐ Descending

Submit

Juveniles Placed in Youth Development Centers (Number) – 2004 to 2008

Data Provided by: Action for Children North Carolina

TOOLBOX: [Print](#) | [Email](#) | [Share](#) | [Add Image to Your Site](#) | [Save Image](#) | [Raw Data](#)



NORTH CAROLINA GRANTEE

Action for Children North Carolina

1300 St. Mary's St., Ste. 500
Raleigh, NC 27605

(919) 834-6623
admin@ncchild.org
<http://www.ncchild.org>

Alexandra Sirota, Director of Policy and Research



The mission of Action for Children North Carolina is to advocate for ensure that our children are healthy, safe, well-educated and have every opportunity for success.

RELATED KIDS COUNT DATA

Data Center

View [North Carolina's main page](#) or the [state profile](#).
View [juvenile justice indicators](#) in

KIDS COUNT DATA CENTER

[HOME](#) | [DATA BY STATE](#) | [DATA ACROSS STATES](#) | [DATA BOOK](#) | [HOW-TO-USE](#)

North Carolina

[Home](#) > [Data By State](#) > [North Carolina](#) > [Rankings/Maps/Trends by Topic](#)

123 Ranking



Map



Line Graph

■ [Create a new report](#)

Geographic Areas:

☒ Show County Data

Year:

2008

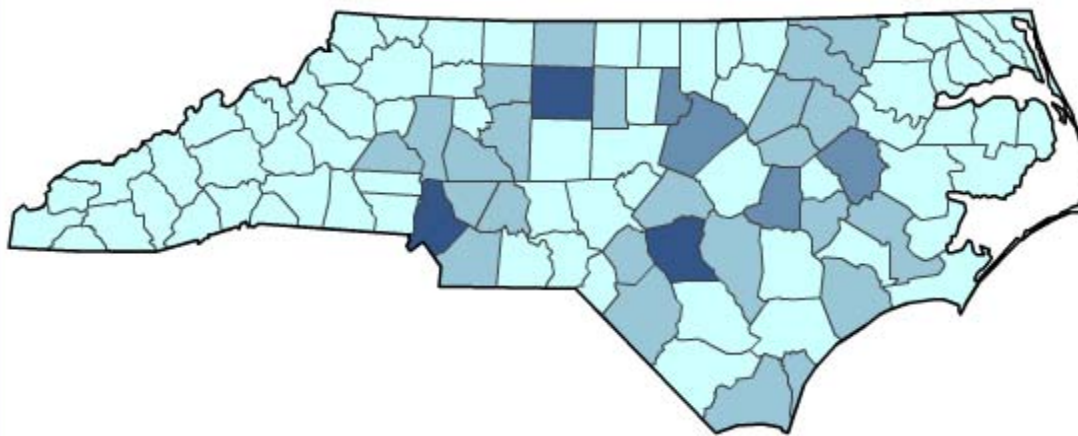
Map Options:

Solid

Juveniles Placed in Youth Development Centers (Number) – 2008

Data Provided by: Action for Children North Carolina

TOOLBOX: [Print](#) | [Email](#) | [Share ▼](#) | [Add Image to Your Site](#) | [Save Image](#) | [Raw Data](#)



NORTH CAROLINA GRANTEE

Action for Children North Carolina

1300 St. Mary's St., Ste. 500
Raleigh, NC 27605

(919) 834-6623
admin@ncchild.org
<http://www.ncchild.org>

Alexandra Sirota, Director of Policy and Research



















































The mission of
Action for Children
North Carolina is



Bookmark & Share

 AddThis .COM

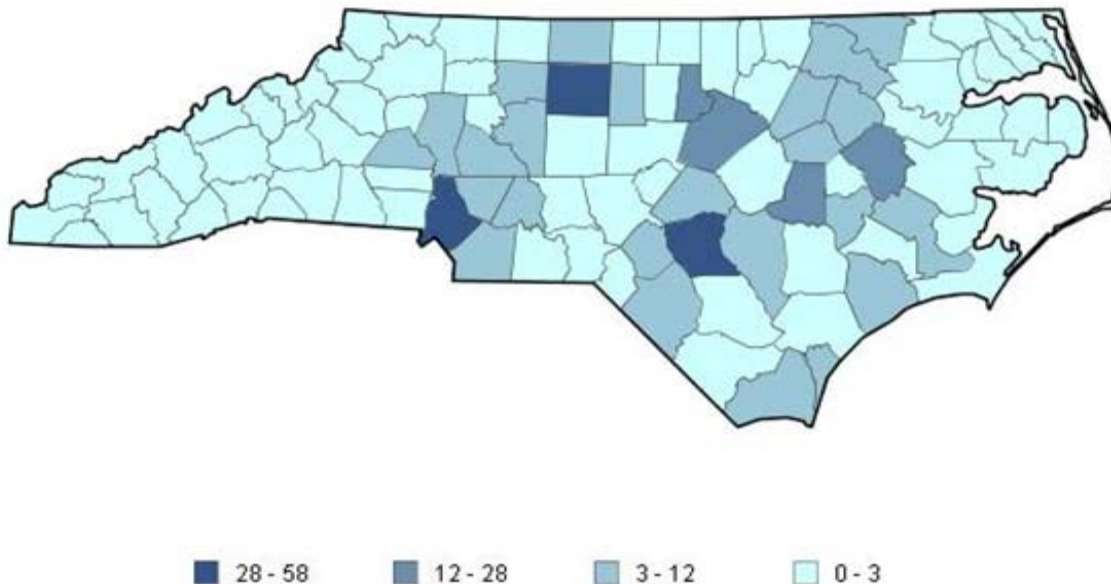
Select a Service:

- | | | |
|--|--|---|
|  AIM |  Google Bookmarks |  Nujij |
|  Amazon Wishlist |  Hatena |  Propeller |
|  Ask |  Kaboodle |  Reddit |
|  Backflip |  KIRTSY |  Segnalo |
|  BallHype |  Link-a-Gogo |  Simpy |
|  Bebo |  LinkedIn |  Slashdot |
|  Blogger |  Live |  StumbleUpon |
|  Blogmarks |  Menéame |  Technorati |
|  Delicious |  Mister Wong |  Tip'd |
|  Digg |  Mixx |  Tumblr |
|  Diigo |  Multiply |  Twitter |
|  Facebook |  myAOL |  TypePad |
|  Fark |  MySpace |  WordPress |
|  Faves |  Netvibes |  Yahoo Bookmarks |
|  Favorites |  Netvouz |  Yahoo Buzz |
|  FriendFeed |  Newsvine |  Yardbarker |

Get your own AddThis button!



Save Image for presentations and reports



Juveniles Placed in Youth Development Centers (Number) – 2008

Action for Children North Carolina
KIDS COUNT Data Center, www.kidscount.org/datacenter
A Project of the Annie E. Casey Foundation

How to Save this Image

1. Right mouse click on the image
2. Select "Save picture as..."
3. Save the image to a location on your computer

You may now import this image into Powerpoint, Microsoft Word, or any other program that supports image files.

Terms of Use

The text materials contained in this Web site may be used, downloaded, reproduced or reprinted, provided that appropriate acknowledgment appears in all copies and provided that such use, download, reproduction or reprint is for non-commercial or personal use only. The text materials contained in this Web site may not be modified in any way.

All rights in photographs, illustrations, artworks, and other graphic materials are reserved to the Annie E. Casey Foundation and/or the copyright owners. Prior permission to use, reproduce, or reprint any photograph, illustration, artwork, or other graphic material must be obtained from the copyright owner, regardless of the intended use.

How to Cite

Permission to copy, reprint, or otherwise distribute KIDS COUNT data is granted as long as appropriate acknowledgement is given. When citing data from the website, please use: The Annie E. Casey Foundation, KIDS COUNT Data Center, www.kidscount.org/datacenter

KIDS COUNT DATA CENTER

[HOME](#) | [DATA BY STATE](#) | [DATA ACROSS STATES](#) | [DATA BOOK](#) | [HOW-TO-USE](#)

Add to Your Site

Juveniles Placed in Youth Development Centers (Number) – 2008

Insert the following HTML into your webpage to add this image.

While working with this code, if you are prompted by your software to convert the code's tags, please select no.

Please note that when you add this code to your HTML program, it may initially appear as though the image is not coming through (i.e., you will see a blank box). Once you post your page to the internet, it will connect to our live site and the image will appear on your site.

```
<object width="570" height="507"
type="application/x-shockwave-flash"
id="aecf_kc_movie"
data="http://datacenter.kidscount.org/handlers/Map.
ashx?
state=NC&loct=5&map_colors=Solid&dtm=4764&ind=2280&
tf=35"><param name="movie"
value="http://datacenter.kidscount.org/handlers/Map
.ashx?
state=NC&loct=5&map_colors=Solid&dtm=4764&ind=2280&
```



Foster Care Alumni of America Ohio Chapter

The Ohio chapter of Foster Care Alumni of America: www.fcaa-oh.org



What is FCAA?

We represent the Ohio chapter of Foster Care Alumni of America: <http://www.fcaa-oh.org/>

JOIN FCAA: Foster Care Alumni of America is a national organization that connects and transforms the community of people who grew up in foster care.

If you ever lived in foster care, kinship care, or other out-of-home placements... If you did not experience foster care but believe in our mission... Visit <http://www.fostercarealumni.org/>

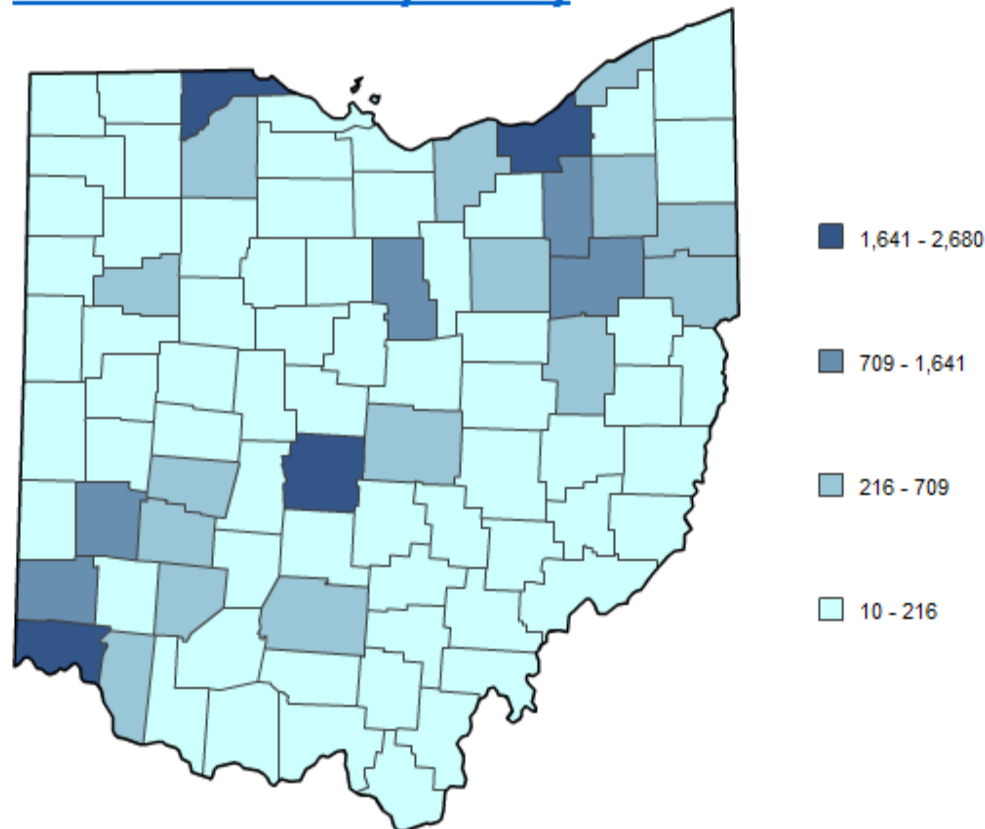
Track Legislation

State Child Welfare Policy Database
Ohio Legislative Service Commission
Ohio General Assembly
Federal Legislation
Bill Status Report

Ohio Resources

Monday, February 1, 2010

Ohio Child Abuse By County



Children Abused or Neglected (Number) – 2006



Children's Defense Fund-Ohio
KIDS COUNT Data Center, www.kidscount.org/datacenter
A Project of the Annie E. Casey Foundation

Additional Tools: Widget and More

- Widget
- Mobile enhanced site:
mobile.kidscount.org
- Connect quickly to KC data
using “badge” on your
website



The screenshot shows a web widget titled "How Are Our Kids Doing?" with a subtitle "2009 KIDS COUNT Data Book" and "A project of the Annie E. Casey Foundation". It prompts users to "Find out how your state ranks" by selecting a state and an indicator. The state dropdown is set to "Alabama" and the indicator dropdown is set to "Percent low-birthweight babies". A "SUBMIT" button is at the bottom. Below the widget, there are links to "PUT THIS ON YOUR WEBSITE", "SHARE", and "ABOUT THE INDICATORS", along with social media sharing icons for Facebook, Twitter, and LinkedIn.



Winthrop Rockefeller Foundation Education Forum

Moving the Needle in Education



2007 GROUND BREAKING
ART SCIENCES BLDG

by J. Barry Ballard



DR. B'S ARREST

by J. Barry Ballard



GRADUATION 2007

by J. Barry Ballard

[+ Add Photos](#)

[View All](#)

VIDEOS

[+ Add Videos](#)

ARKANSAS DISCONNECTED YOUTH

How Are Our Kids Doing?

2009 KIDS COUNT Data Book

A project of the Annie E. Casey Foundation

Arkansas has an overall rank of 47

PERCENT OF TEENS NOT ATTENDING SCHOOLⁱ AND NOT WORKING

■ 2000 ■ 2007 % Change

AR 12% 11% -8

Nat'l 9% 8% -11

◀ PREV

NEXT ▶

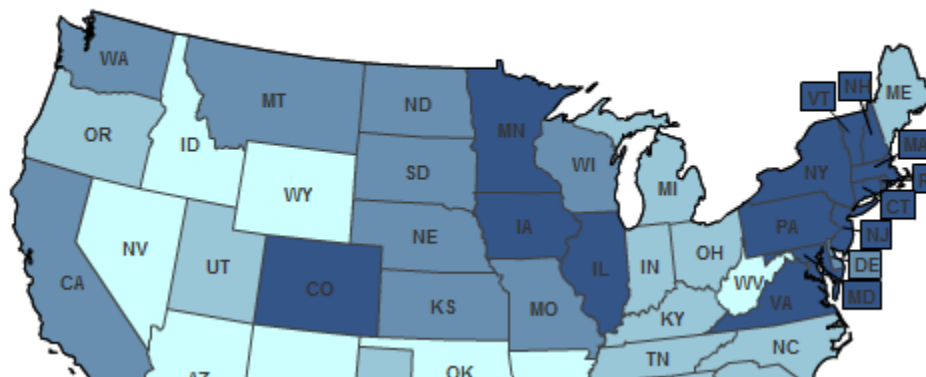
CHANGE VIEW:

Percent of teens not attending school and.. AR

[PUT THIS ON YOUR WEBSITE](#)

[SHARE](#)

[ABOUT THE INDICATORS](#)



Interested in Recieving Updates on What's New?

- KIDS COUNT is now on Facebook and Twitter
 - <http://www.facebook.com/pages/KIDS-COUNT/412624330106>
 - <http://twitter.com/aecfkidscount>
- KIDS COUNT Monthly News Alerts
 - <http://datacenter.kidscount.org/>





Looking Forward

- Congressional District data
- Expanded child welfare data
- A mobile phone application
- Customizable widgets



Data Center Website:
<http://datacenter.kidscount.org>

Laura Beavers
National KIDS COUNT Coordinator
lbeavers@aecf.org
410-223-2975

Florencia Gutierrez
National KIDS COUNT Research Associate
fgutierrez@aecf.org
410-223-2953